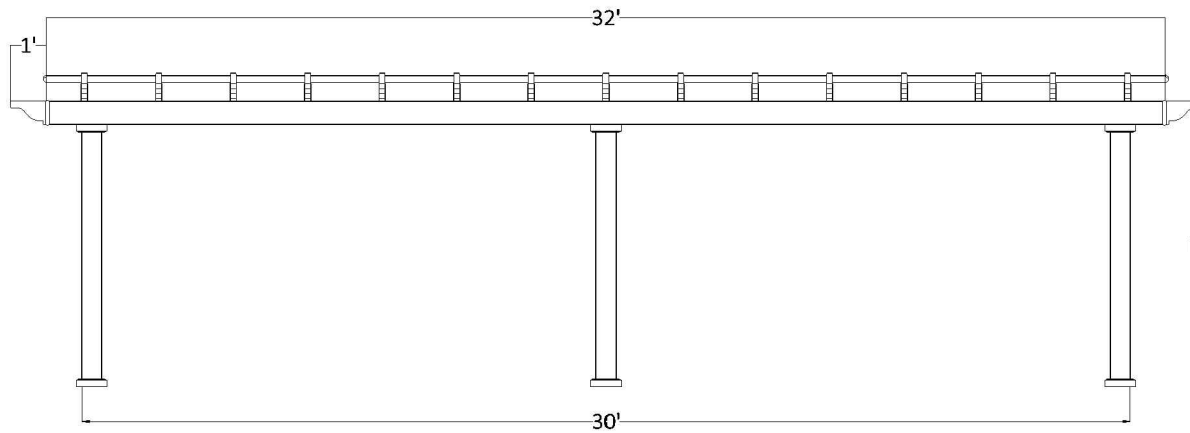
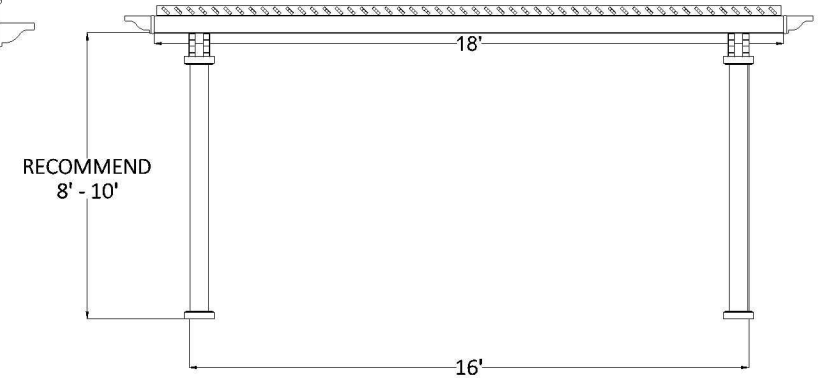


FRONT ELEVATION



SIDE ELEVATION



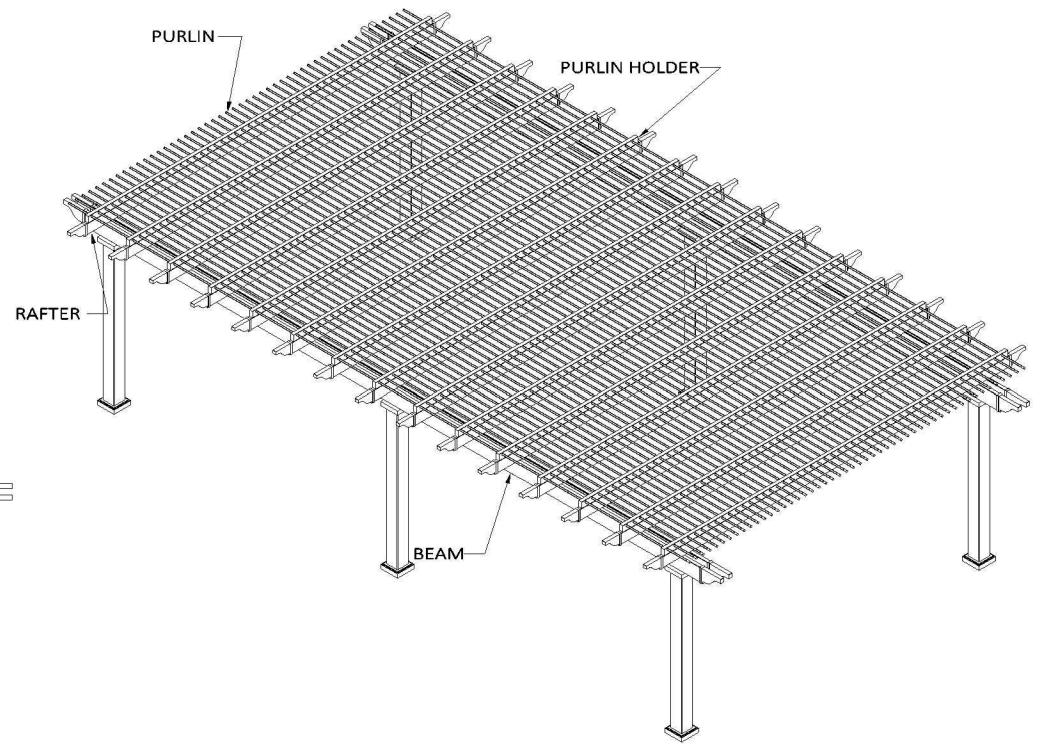

Post On Center Measurement

5" Square Post	355"
7" Square Column	349 1/2"
7" Round Column	349 1/2"
10" Round Column	347 3/4"

Post On Center Measurement

5" Square Post	187"
7" Square Column	181 1/2"
7" Round Column	181 1/2"
10" Round Column	179 3/4"

PLAN VIEW



STRUCTURAL COMPONENTS

DESCRIPTION	QTY.
7" COLUMN ASSEMBLY W POST MOUNT	6
2 X 6 BEAM WITH ALUMINUM INSERT	8
2 X 6 RAFTER WITH ALUMINUM INSERT	15
PERGOLA CAP	38
2 X 3 1/2 PURLIN HOLDER	15
2 X 3 1/2 FLAT CAP	30
7/8 X 3 PURLIN (STD SPACING)	50
7/8 X 3 PURLIN CAP	100